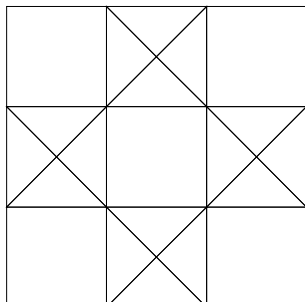


Jennie's Presidents Blocks

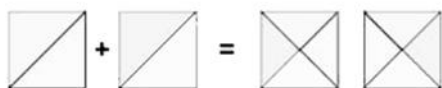
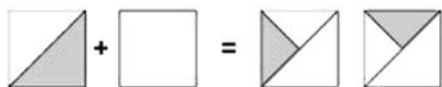

9" finished (9½" unfinished)

Ohio Star and Snowball

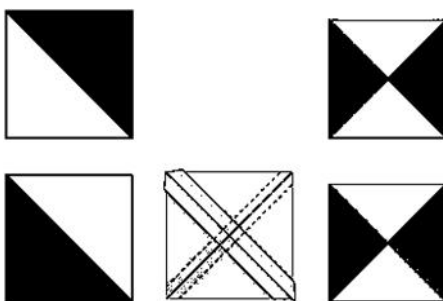
colors: blue and yellow (plus white)



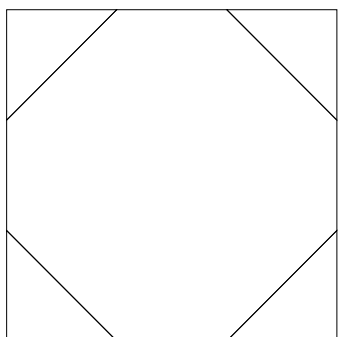
Variations of pieces



Ohio Star is a 9-patch block using quarter-square triangles. The center and corner patches are 3" finished (3½" cut). To quick-piece quarter-square triangles, cut four squares 4¼" and layer 2 pieces right sides facing. Draw diagonal line on lighter fabric. Sew ¼" on each side of drawn line. Cut on drawn line; this gives you 2 half-square triangles. Layer these right sides together, nesting seams and draw diagonal line. Sew as before and cut apart to yield quarter-square triangle piece.



(Hint: cut a tiny bit large and square up after sewing each unit)



Snowball block:

One 9½" square

Four 3½" squares

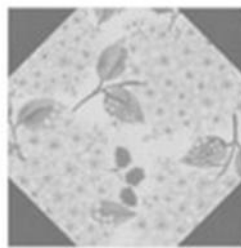
Place one 3½" square in each corner, draw diagonal line from corner. Sew on this line and flip triangle back. Trim (or leave for me to trim).



Draw Diagonal Lines on Squares



Sew Directly on Diagonal Lines and Trim Corners



Press Corners Right Side Up

Please remember to sign your block so I can always remember you!