

November 12, 2007

Amy Bradley to Share Story of Her Quilting Journey

Meeting second Monday of each month at St. Thomas More Catholic Church
2900 Kimball Ave
Manhattan, Kansas

Social time at 8:30 a.m.; meeting begins at 9 a.m.

www.kpqg.com

KONZA PRAIRIE QUILTERS' GUILD NEWSLETTER
EDITOR: JENNIE BURDEN

Prairie Pointer

November 12: Amy Bradley of Lawrence, KS, "How I got Started as a Quilt Designer."

Amy specializes in whimsical quilt designs. Her website is www.amybradleydesigns.com. Members who wish to may bring Christmas items to sell. Please call Margie Young to arrange table space.

December 10: Christmas Show and Tell, Christmas Brunch, Karen Spaeth trunk show.



November Refreshments

It is your responsibility to bring refreshments during your assigned month or trade with someone

Christine Moore	Barbara Naughton
Bonnie Olsen	Rebecca Meyer-korth
Rachel Moreland	Nayola Norris
Phyllis Norton	Ellie Morton
Rosemary McMullen	Fran Nedwed
Lois Morrison	



Tresa Jones of Seneca, KS lectured on "Darwin is Alive and Well," detailing her evolution as a quilter.



Embroidered and pieced wall hanging by Marcella Bechard.



Judi Robb, appliquéd wall hanging.

2008 Dues of \$35 are due now. All members paid by December meeting are eligible for a drawing for one free membership.



Sydney Carlin, November birthday girl.

November Birthdays

Dorris Beckenhauer	2
Frankie Schrager	5
Mary Vestweber	7
Karen Malone	7
Ellie Morton	13
Norma Blakely	15
Sydney Carlin	20
Madeline Dunn	21
Violet Weisbender	21
Charlotte Major	23
Grace Goff	25
Sharon Pollman	26



Member Profile: Delores Hargadine

Delores Hargadine was born in Sylvania, Kansas (bet you had to look that one up!) She attended the Mercy School of Nursing in Hutchinson and worked for Memorial Hospital and Surgical Associates before retiring. She has two children and four grandchildren and is a widow after being married 46 years. She volunteers at her church and at Ogden Friendship House. She enjoys reading, walking and gardening.

Delores started her first quilt while in high school with her mother's guidance. She finished it when her daughter was in high school. Her favorite completed project was a Grandmother's Flower Garden because it took a long time and was hand-pieced.

She prefers machine piecing and hand quilting if she does it. She would like to learn to do better machine quilting. Her favorite guild workshop was the mystery quilt project. Delores says she hates to waste left-over fabric so it is a challenge to find a way to use it.



Patchwork Pieces

Friendship Quilts for Treasurer/Editor

Twila: 10½" block, unfinished, using a heart design (patchwork, appliqué, embroidery or whatever you do best) in pastel colors on a light or cream tone on tone fabric for background.

Jennie: 9½" block, unfinished, any pattern, using green, brown, gold and red colors that match a particular fabric (available at guild meetings).

Every Thursday from 11 am-3 pm a group meets at the Riley County Senior Center to sew, quilt and visit. Lunch is on your own.

Quilts From the Heart meets **every third Tuesday** at the Bernina Shoppe from 10am until 3pm.

Quilts of Valor meets **every second Tuesday** (10-3) to work on quilts for wounded soldiers. Space is limited, so please pre-register.

Fourth Monday: 9:30—3. Riley Co. Senior Service Center. Nov. 26: Wall hanging Christmas angel. Bring just fabric scissors and thimble; Mary Jo supplies the rest. No fees. No other classes until March.

Ask Katy:

Question: Is there an easy, accurate way to match vertical sashing when a horizontal sashing is between them?

Katie says: There is a fairly easy way to match your vertical sashing so that everything matches up. Sew your blocks and short sashing pieces together to form rows. Press all the seams toward the sashing. Add a long horizontal sashing strip to the first row, again press the seam towards the sashing. From the back side, with a ruler and your favorite marking tool, line your ruler up with each seam line of your block and short sashing.

Lightly draw a line across the horizontal sashing. When attaching your next row to that horizontal sashing strip, match your seams with that mark. Your vertical sashing should line up perfectly.



Cat at Play, by Nelda Warnica, in black and white.

Thanksgiving Weather Forecast

In the pre-Thanksgiving rush, we have received an early weather report from our in-house weather reporters:

Turkeys will thaw in the morning, then warm in the oven to an afternoon high near 190F. The kitchen will turn hot and humid, and if you bother the cook, be

ready for a severe squall or cold shoulder.

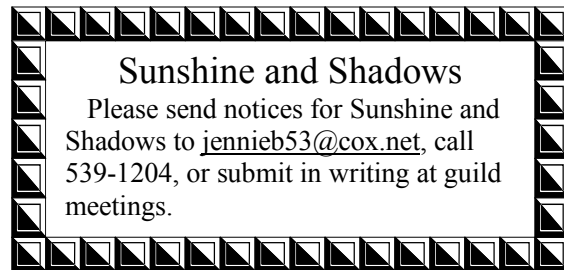
During the late afternoon and evening, the cold front of a knife will slice through the turkey, causing an accumulation of one to two inches on plates. Mashed potatoes will drift across one side while cranberry sauce creates slippery spots on



the other. Please pass the gravy.

A weight watch and indigestion warning have been issued for the entire area, with increased stuffiness around the beltway. During the evening, the turkey will diminish and taper off to leftovers, dropping to a low of 34F in the refrigerator.

Looking ahead to Friday and Saturday, high pressure to eat sandwiches will be established. Flurries of leftovers can be expected both days with a 50 percent chance of scattered soup late in the day. We expect a warming trend where soup develops. By early next week, eating pressure will be low as the only wish left will be the bone.

**Directory Changes:****New Members**

Sue Moore-Snider, 1565 Jefferson Ridge #1, Manhattan 66502, 587-8111 email - sue4noni@gmail.com, birthday - Aug 25

Arlene Odde, 2601 Georgetown PL, Manhattan 66502, 539-7131, email - aodde@yahoo.com, birthday - Oct 15

New Addresses:

Delores Hargadine, 210 E 10th St, Blue Rapids KS 66411

Lois Hines (formerly Lois Haug), Box 174; 502 Sycamore, Wamego 66547, 785-456-7183, email - momofsix@wamego.net



Carolyn Dreiling made this wall hanging with the Manhattan High School Indian mascot.

**December Block of the Month:
Erect Dayflower**

Commelina erecta L.

Perennial

4 - 40 inches long

Flowering Period: July - September


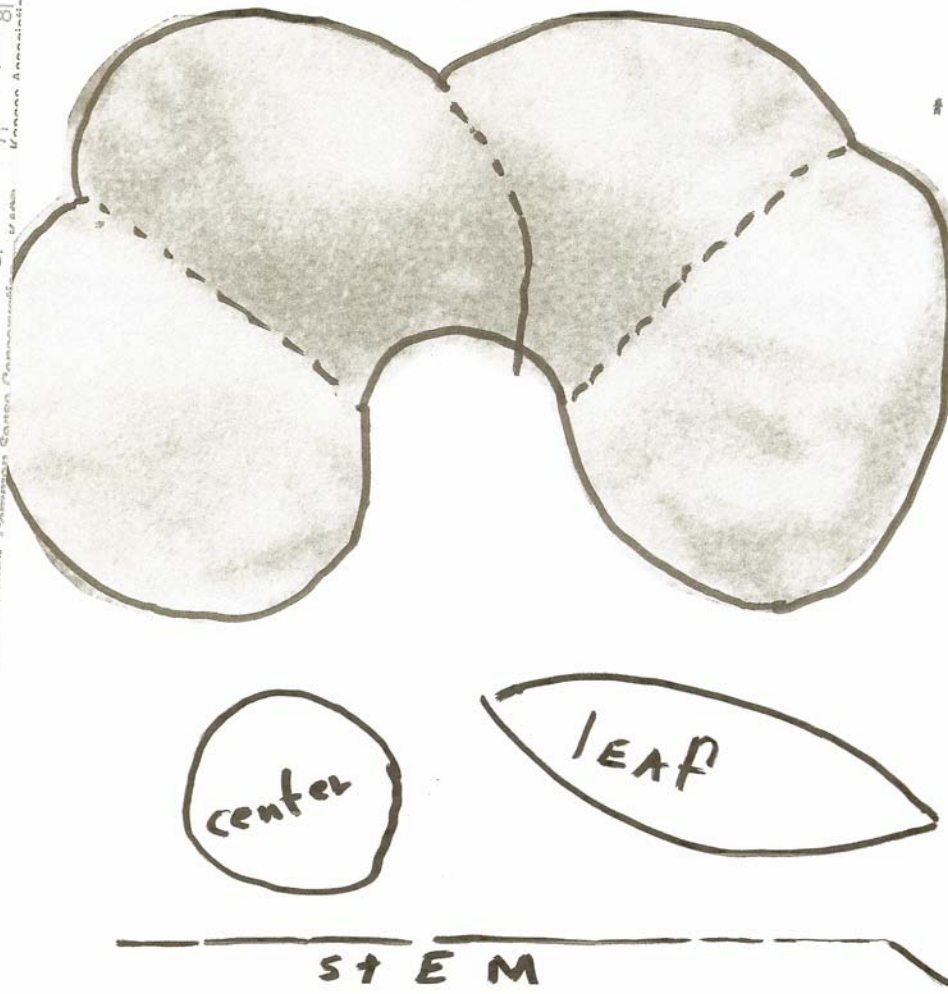
Stem: Erect or decumbent, four to forty inches long, usually pubescent at the nodes.

Leaves: Linear-lanceolate to ovate-elliptic, 1.2 to 4.3 inches long and .5 to 1.25 inches wide. Acuminate, slightly glaucous, glabrous to lightly pubescent above and below. The leaf sheath margins are ciliate with whitish hairs.

Inflorescence: Few-flowered cluster with each flower enclosed by a spathe, on a peduncle .1 to 2 inches long.

Spathe: Solitary to few, leaf-like, the margin edges are open across the top but the edges of the back margin are fused together.

Flower: The upper two petals are larger and blue, while the third, lower petal is smaller and white.



2008 Officers

President: Eloise Brown
 Program chairperson/Vice President elect: Pat King
 Committee members: Carolyn Fellows, Dorine Elsea,
 Nancy Venburg, Margie Young
 Treasurer: Twila Hoffman
 Secretary: Sue Jones
 Members at Large: Susie Wong, Mary Jo Kurtz,
 Carol Sheehe
 Newsletter editor: Jennie Burden
 Editor in training: Virginia Bennett

Committees:

Quilts From the Heart: Bonnie Olsen, Donna
 Dawson, Marcella Bechard, Norma Larson, Toni
 Haukom, Mary Corah, Cathy Cholick
 Refreshment: Kay Ring, Geraldine Fouts, Nayola
 Norris, Betty Shaw
 Block of the Month: Geraldine Fouts
 Challenge Quilt: Carol Pacey
 Library: Doris Beckenhauer, Anne Collins, Jan
 Carl, Callie Hildebrand
 Newsletter circulation: Jeanne Powell
 Opportunity Tickets: Karen Spaeth, Janice
 Klink
 Construct Opportunity Quilt: Margie Young,
 Harriette Janke
 Quilting location: Kevin Deets
 Greeters: Kay Hummels, Harriette Janke,
 Nadith Reinhardt
 Membership Directory: Twila Hoffman
 2008 Mini Quilt Auction:



Above: patriotic wall hanging by Lois Hines;
 below, log cabin hearts by Tresa Jones.

**On the Road****Quilt Shows & Events of Interest**


- Oct 21-Dec 16 Let Me Show You the World: The Sewn Drawings of China Marks, Beach Museum of Art, KSU campus, Manhattan
- Oct 14-Jan 13 Art of the Needle: Masterpiece Quilts from the Shelburne Museum at the Wichita Art Museum, 1400 W. Museum Blvd, Wichita. Information: www.wichitaartmuseum.org or 316-268-4921
- Nov 2 6 p.m. If Jazz Was a Color opening reception; Jacquelyn Hughes Mooney, American Jazz Museum, 1616 E. 18th St., KCMO. 816-474-8463.
- Nov 9-10 21st annual Blue Valley Quilter's Guild Show. Community Covenant Church, 15700 W. 87th St. Parkway, Lenexa. 5:30-8:30 pm Fri., 8:30am-5:30 pm Sat. Information: 816-348-0493 or rayres@kccrr.com
- Nov 11-Jan 6 Women's Work: The Paper Doll Quilts of Rebekka Seigel Exhibit, Montezuma, KS www.stauthmemorialmuseum.org
- June 20-22, 2008 Common Threads Quilt Show, Prairie Quilt Guild, Expo Hall, Wichita, KS

KONZA PRAIRIE QUILTERS' GUILD
 BOX 271
 MANHATTAN KS 66505-0271

www.kpqg.com



For Sale -- Bernina 180 with embroidery in very good condition. Sews very nice. Serviced regularly. \$1200 If interested contact Twila Hoffman, 539-5169.



Carol H. Elmore
Quilt and Quilted Textile
Appraisals, Lectures, and Workshops

Written and Oral Appraisals of antique quilts, contemporary quilts, & other quilted textiles for:

*Insurance replacement value,
 Fair market value, & Donation value*

Carol is a certified American Quilter's Society Appraiser. Appointments available for home, quilting groups, coffee groups, or others. All appraisals are confidential
 Call (785) 537-7221

Reminder: to sell items at the guild meeting, call Margie Young 539-2063, to arrange for the room.



The *Prairie Pointer* is the monthly newsletter of Konza Prairie Quilters' Guild. Membership is open to all those interested in quilts and quilting. Yearly dues are \$35 and include 12 Opportunity Tickets, admission to all meetings, monthly newsletter, access to library materials, block of the month patterns, and opportunity to participate in workshops, field trips and public events. Guests are welcome to attend twice before joining.