

September Block of the Month: Double Z

Cut the following:

Light Fabric:

*Cut 2 squares – $3\frac{1}{2}\frac{7}{8}$ " x $3\frac{7}{8}$ "

*Cut 8 squares – $3\frac{1}{2}$ " x $3\frac{1}{2}$ "

*Cut 2 rectangles – $6\frac{1}{2}$ " x $3\frac{1}{2}$ "

Dark Fabric:


*Cut 2 squares – $3\frac{7}{8}$ " x $3\frac{7}{8}$ "

*Cut 4 rectangles – $6\frac{1}{2}$ " x $3\frac{1}{2}$ "

*Cut 4 squares – $3\frac{1}{2}$ " x $3\frac{1}{2}$ "

Make a half-square triangle by layering one light and one dark $3\frac{7}{8}$ " square, right sides together. Draw a diagonal line from corner to corner and sew $\frac{1}{4}$ " on each side of the line. Cut between the stitching lines on the drawn line, making 2 half-square triangles. Press the seam to the dark fabric. Repeat with the remaining $3\frac{7}{8}$ " squares. You should have 4 half-square triangle units measuring $3\frac{1}{2}$ ". Sew the half-square triangle units together to form a pinwheel.

Unit A



Make a flying geese unit by placing a light $3\frac{1}{2}$ " square on the end of the dark $6\frac{1}{2}$ " x $3\frac{1}{2}$ " rectangle, right sides together. Draw a diagonal line across the light square. Stitch on the line; trim the excess fabric to $\frac{1}{4}$ ", and press. Repeat the process at the opposite corner of the rectangle. You should make four flying geese units measuring $6\frac{1}{2}$ " x $3\frac{1}{2}$ ".

Unit B




Sew the ends of two of the flying geese from Unit B together.

Make two



Make a flying geese unit by placing a dark $3\frac{1}{2}$ " square on the end of the light $6\frac{1}{2}$ " x $3\frac{1}{2}$ " rectangle, right sides together. Draw a diagonal line across the dark square. Stitch on the line; trim the excess fabric




to $\frac{1}{4}$ ", and press. Repeat the process at the opposite corner of the rectangle. You should make two flying geese units measuring $6\frac{1}{2}$ " x $3\frac{1}{2}$ ".


Unit C



Sew two of the flying geese you constructed for Unit C to opposite sides of the pinwheel Unit A.



Refer to the block diagram to assemble the block. Your block should measure $12\frac{1}{2}$ ".




Bits 'n' Pieces

1. We need a chair person for the 2007 Quilt Show. Please see any board member to volunteer.
 2. Pumpkin Patch will be held Sept. 29-30 and we will again sell Opportunity Quilt tickets.
 3. Mary Jo Kurtz is trying to locate all the guild's equipment. Please contact her if you have equipment that belongs to guild. When the inventory is complete, we'll post it to our website so anyone can locate the "stuff" they need.
 4. We need a storage area for the quilt racks. They are 9 feet long and require a clean, in-town, easily accessible space.
 5. **NEEDED:** Apprentice editor for Prairie Pointer. If you have Publisher on your computer, Jennie would be happy to start training you to produce our newsletter. Or if anyone has other desktop publishing software they would prefer to use, that would work also.
- If you want to volunteer for any of these items, please see Margie or Cindy.

Welcome to our newest member,
Willa Geraldine Fouts, 14395 Flush
Rd, Westmoreland 66549, 785-457-
3942, Birthday - Sept 13



Carol Pacey made this quilt from a Jenny Beyers kit. It is for her son's graduation from KU.



Carolyn Fellows made this wall hanging for an ugly fabric challenge.



Karen Spaeth's rag quilt in blacks and brights.

Sunshine and Shadows


Please send notices for Sunshine and Shadows to jennieb53@cox.net, call 539-1204, or submit in writing at guild meetings.

KONZA PRAIRIE QUILTERS' GUILD
BOX 271
MANHATTAN KS 66505-0271

www.kpqq.com



Chris Moore's mystery quilt from Cathy Cholick's workshop.



Carol H. Elmore

**Quilt and Quilted Textile
Appraisals, Lectures, and Workshops**

Written and Oral Appraisals of antique quilts,
contemporary quilts, & other quilted textiles for:
Insurance replacement value,

Fair market value, & Donation value

Carol is a certified American Quilter's Society Appraiser.

Appointments available for home, quilting groups, coffee
groups, or others. All appraisals are confidential

Call (785) 537-7221



The *Prairie Pointer* is the monthly newsletter of Konza Prairie Quilters' Guild. Membership is open to all those interested in quilts and quilting. Yearly dues are \$35 and include 12 Opportunity Tickets, admission to all meetings, monthly newsletter, access to library materials, block of the month patterns, and opportunity to participate in workshops, field trips and public events. Guests are welcome and may attend twice before joining.