

May 9, 2005

Meeting second Monday  
of each month at  
St. Thomas More  
Catholic Church  
2900 Kimball Ave  
Manhattan, Kansas

Social time at 8:30 a.m.;  
meeting begins at 9 a.m.

www.kpqg.com

KONZA PRAIRIE QUILTERS' GUILD NEWSLETTER

# Prairie Pointer

## Hoffman Doll Collection Will be Surprise Treat

**May 9**—Carol Pacey will teach us the art of machine quilting. We have unexpectedly received the Hoffman Doll Challenge collection (which will be shown at our Celebrate 150 Quilt Show) early, so we'll have a chance to see the dolls at our May meeting.


The Spring Cleaning Sale will take place. Call Margie if you have items you would like to sell so she can have table space ready. You may sell your quilting items and donate 10% of your sales to the guild.

**June 13**—Ricky Tims video, "Quilting Cave-man Style." Ricky is a concert pianist, quilter, and lecturer.

**July 11**—Jeanne Poore, lecturer, teacher, judge and appraiser, designer and author will present "All Star Review," a trunk show of star quilts with history and patterns. Her website is [jepodesigns@earthlink.net](mailto:jepodesigns@earthlink.net).



April speaker Bettina Havig shared some of the "Cheap Tricks" she's learned.



### Prez Sez

My project from Bettina's workshop is ready for quilting. I had to stay with it before I forgot how to do it. I initially thought the math was difficult until I worked through it and found how it helped. Now it makes sense—another important reason to finish instead of allowing yourself to be stuck.

We will be hanging our challenge quilts at Meadowlark Hills from May 2-June 2.

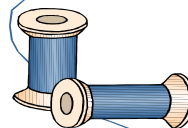
We will also be showing the opportunity quilt in City Park during the 150th birthday celebration ice cream social on June 5. We need people to sell chances. If there is enough interest, we might have a float in the 105h birthday parade to promote the quilt show. Let me know

I'm still working on my UFOs and I hope you are also. They make wonderful show and tell. Our meeting is scheduled from 9 am until noon. If you continue finishing and showing your UFOs, it could last that long.

An idea has been suggested to have "quilt buddies" for new members. Let's give it a try. When you sign in, if you're a newer member who wants a buddy, put 1 star after your name. If you're an experienced member who wants to be a buddy, put 2 stars. We'll match you up and see how it goes. Maybe it's another way to get to know each other better and to welcome

### May Refreshments

- Edé Radenburg
- Dixie Reed
- Nadith Reinhardt
- Sylvia Rice
- Kay Ring
- Judy Robb
- Susie Sapp
- Betty Shawgo





Members celebrating May birthdays:  
 Rosie McMullen, Jacqueline Hall,  
 Carol Sheehe, Kevin Deets, Bobara  
 Broce, Virginia Bennett, Nelda  
 Warnica, Doris Peters and Lois Haug.



<h1 style="margin: 0;">May Birthdays</h1>					
	Bobara Broce	1	Jacqueline Hall	14	
	Ruth LaChance	1	Kevin Deets	15	
	Phyllis Norton	2	Susan Wong	24	
	Jan Gable	3	Mary Anna Wier	26	
	Carol Sheehe	4	Doris Peters	28	
	Virginia Bennett	6	Gay Youngman	28	
	Rosemary McMullen	6	Delores Briggs	29	
	Nelda Warnica	10	Lois Haug	30	

## Patchwork Pieces

**2005 Officers** President: Charlotte Herr  
 Program Chair: Cindy Ross  
 Program Chair-select: Ronna Robertson  
 Secretary: Carolyn Dreiling  
 Treasurer: Twila Hoffman  
 Photographer: Shari Reeves  
 Past President: Whitney Short  
 Members-at-large: Mary Jo Kurtz, Margie Young, Nan Smail  
 Newsletter: Jennie Burden; Circulation: Jeanne Powell  
**Committees:** Library: Kay Hummels, Jan Carl, Callie Hildebrand, Doris Beckenhauer; Opportunity Quilt: Margie Young, Harriette Janke; Opportunity Quilt Tickets: Virginia Cleek, Mary Jo Harbour; Refreshments set-up: Barb Warner, Sharon Pollman, Jan Klink; clean-up: Rosie McMullen; Greeters: Norma Larson, Phyllis Norton, Nancy Parker; Block of the Month: Harriette Janke; Challenge: Lana Ellis; Directory: Twila Hoffman; Quilts From the Heart: Bonnie Olsen, Marcella Bechard, Donna Dawson; Quilting Location: Karen Malone; Auction: Dona Koster, Susie Weir.

**Charlotte's President's Block:**  
 10½" finished square, containing purple and any colors but black or white, signed or use Charlotte's purple Pigma pen.

**Every Thursday** from 11 am-3 pm a group meets at the Riley County Senior Center to sew, quilt and visit. Lunch is on your own, except the last Thursday of the month, when it's potluck. Contact: Susie (Weir, Wong or Sapp.)

The **4th Monday** group meets 9:30-3:30 at the clubhouse of the Westbank Townhouses on Rockridge Court. Call Margie Young to sign up for potluck lunch items.





Pieced and embroidered quilt by Marcella Bechard

## Remember Items to Sell

This month members may sell quilting-related items. Sellers must stay with their own items during the sale and handle the money. A “fee” of 10% will be given to guild. Each seller must remove any unsold items.

Members may choose to donate items outright to the guild for the guild’s benefit.

Call Margie Young (539-2062) or email [chipin@flintheills.com](mailto:chipin@flintheills.com) to reserve table space.



2005 Opportunity quilt

The Celebrate 150 Quilt Show needs quilts! Please register two quilts (made either by you or someone else) by May 9. We would also like to show, in addition, past Opportunity Quilts, Presidents Quilts, and this year’s Challenge quilts. Contact Jennie at 539-1204 if you have questions or need forms. Quilts can be submitted on May 9 or at show hanging.

The planning committee for Celebrate Quilts 150 demonstrate the need for quilts, volunteers and all-out participation by the guild if the show is to be successful.




**Business Matters:**

- ~ Please keep announcements brief and to the point.
- ~ Guild “officially” ends at noon. If you must leave before the meeting ends, please do so quietly.
- ~ Not sure what we’re referring to in the business meeting? There is a sheet available from the treasurer which explains all our sub-groups, activities and events. It is also online at [www.kpqg.com](http://www.kpqg.com).



Karen Spaeth’s embroidered butterfly quilt

**Presenting**  
*An Evening of Jazz, Poetry & Quilts with*  
**Jacquelyn Hughes Mooney**



Preview of Exhibit

- Poetry by Jacquelyn Hughes Mooney
- Midnight Blue Jazz Quartet

Thursday, April 28, 7:00 pm

Strecker-Nelson Gallery, 406½ Poyntz, Manhattan  
 Public invited No admission charge  
 Co-sponsored by KSU Libraries and  
 Dow Chemical Multicultural Resource Center

On the Road

**Quilt Shows and Events of Interest**


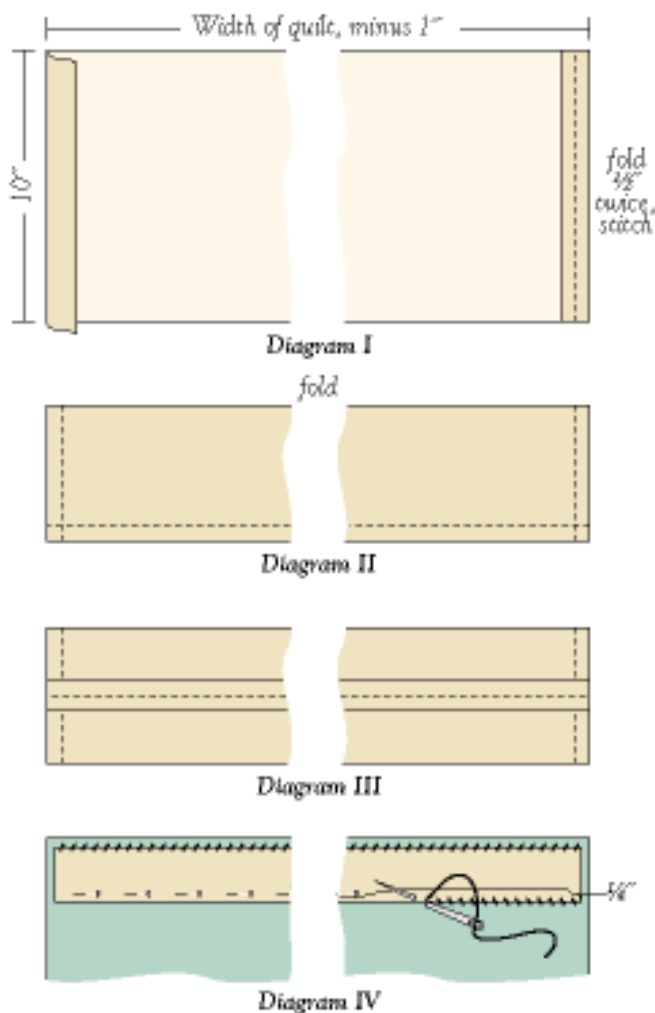
- Apr 28-Jun 11 Jacquelyn Hughes Mooney’s “If Jazz Was a Color” at the Strecker Nelson Gallery, Manhattan. Opening reception Thurs April 28, 7 p.m.
- May 11-14 Machine Quilters Show, Overland Park Conv. Ctr, 6000 College Blvd, Overland Park.
- June 3-4 Quilters Celebrate 150 Quilt Show, 1st Presbyterian Church, 8th and Leavenworth, Manhattan. Fri 12-6, Sat 10-5. Admission \$3/day.
- June 3-5 KQO spring retreat, Central Christian College.
- June 9-12 Kansas Prairie 2nd Annual Rural KS Shop Hop in Abilene, Belleville, Council Grove, Downs, Hiawatha, Washington and Manhattan.
- June 11-19 Celebrate Missouri Quilters, MO State Quilt Guild 2005 Quilt Show, KCI Expo Center, 11730 N Ambassador Dr., KC, MO.
- Aug 9 All-day workday for Quilts from the Heart, Faith United Presbyterian Church, Clifton. Lunch will be provided for those who pre-register. (**Note date change.**)
- Aug Quilt show in Clifton.

*(Disclaimer: Information for “On the Road” is gleaned from other sources. You may wish to confirm dates, times and places of quilt shows before traveling to them, as errors sometimes get inserted.)*



## Making a Hanging Quilt Sleeve

1. Cut a 10"-wide strip of washed muslin or cotton fabric, making it 1" shorter than top edge of quilt.
2. Turn under and press 1/2" at each short end, then turn and press again (Diagram I). Stitch in place.
3. With wrong sides together, stitch long edges together 1/4" from raw edges (Diagram II). Press seam open and center it in the tube you've created (Diagram III).
4. Slipstitch the top edge of the tube to the quilt backing about 1" below the inner edge of the binding (Diagram IV). If you haven't bound the quilt yet, skip step 3 and baste raw edge of folded sleeve even with raw upper edge of quilt. You can then sew the sleeve's upper edge into the binding as it is applied.
5. Pin lower edge of sleeve to backing, placing pins 1/4" from lower edge. Turn the folded sleeve edge up and slipstitch sleeve to quilt backing, catching only the lower layer of sleeve (Diagram IV). This allows for a little slack so the sleeve takes the weight of hanging, not the quilt. Make sure that the stitches go through only the backing fabric—they should not be visible on the quilt surface.



Viola Weisbender made this 9-patch in 1956.

### Deadlines

- May 9 Registration for entries in Celebrate 150 Quilt Show
- May 19 Items for June newsletter

#### Recipe for removing pencil marks:


3 parts rubbing alcohol, 1 part distilled water and a dollop clear dishwashing liquid. (from Bettina Havig's "Cheap Tricks" lecture.

June Block of the Month

May 9, 2005

PRAIRIE POINTER

Page 6



The copying process changes size of pattern; you may need to increase or decrease to fit the block. Note the inch marks—if you adjust the pat-



Robbie Courts, May profile member

## Outdoor Interests Show Up in Quilts

Robbie Courts was born in New Orleans and has degrees in Spanish education, occupational therapy and health sciences. She worked as an occupational therapist and was an army officer, now retired.


Robbie has been married to Michael for 21 years. They have two children (11-year-old daughter Sam has a quilt entered in the Celebrate 150 show.) She volunteers for activities on Fort Riley and for Protestant Women of the Chapel. The family has a pop-up camper and enjoys camping. Other hobbies that Robbie likes include sewing, reading, skiing, painting and her kids' activities.

Robbie learned quilting from Pam Dooley in Carlisle, PA, in 2003. Her favorite project was one for her son when he made Eagle Scout. It was called Eagle Trail and had paper pieced blocks for each rank with a trail appliquéd over the top and patches sewn on the borders. She prefers machine piecing and likes doing paper pieced pictures.

Robbie likes creating a pictorial memory and recently showed a quilt for their bedroom that looks like a ski trail map. She has done sewing and crafts all her life. Her goal is to get more comfortable in all her basic skills.



Carolyn Fellows' blue and white tumbling blocks.



Bonnie Olsen's basket quilt.

Is your computer monitor dirty? Go to this site for tips on cleaning the screen:  
<http://www.mcxnet.ch/screenclean/>




KONZA PRAIRIE QUILTERS' GUILD  
BOX 271  
MANHATTAN KS 66505-0271

www.kpqg.com



For Sale: **Singer Feather Weight** made 1938-1940 with the following 6 presser feet: binder attachment, ruffler attachment, adjustable hemmer, foot hemmer, tucker and the regular straight stitch foot. Also includes 4 bobbins, 9 needles, instruction book, oil and lubricant. It was cleaned and serviced and ready for a good home for \$500. Call 785-539-1512 or e-mail [snbjones@swbell.net](mailto:snbjones@swbell.net)



**Carol H. Elmore**

**Quilt and Quilted Textile Appraisals, Lectures, and Workshops**

Written and Oral Appraisals of antique quilts, contemporary quilts, & other quilted textiles for:

*Insurance replacement value,*

*Fair market value, & Donation value*

Carol is a certified American Quilter's Society Appraiser. Appointments available for home, quilting groups, coffee groups, or others. All appraisals are confidential

Call (785) 537-7221



The *Prairie Pointer* is the monthly newsletter of Konza Prairie Quilters' Guild. Membership is open to all those interested in quilts and quilting. Yearly dues are \$35 and include 12 Opportunity Tickets, admission to all meetings, monthly newsletter, access to library materials, block of the month patterns, and opportunity to participate in workshops, field trips and public events. Guests are welcome and may attend twice before joining.