

April 12, 2004

Meeting second Monday
each month at:
St. Thomas More
Catholic Church
2900 Kimball Ave
Manhattan, Kansas

Social time at 8:30 a.m.,
meeting begins at 9 a.m.

www.kpqg.com

Editor: Jennie Burden

Konza Prairie Quilters' Guild Newsletter

Prairie Pointer

What Everyone Needs to Know About Color

April: Charlotte Herr will lecture on Color.
May: Sherry Leftwich will present the program and give an afternoon workshop in which she will customize vest patterns to participants. No sewing machines needed, as this is a pattern-fitting workshop. When you leave, you will have a pattern that really fits your body.

June: Speaker not determined yet, but there will be an afternoon workshop for anyone to work on "Quilts from the Heart." There will be another, all-day workshop in August to be held in Clifton. (see details on page 2)



Tony's tornado quilt.



Tony Munoz, our March speaker, points to his quilting apron covered with pins from various guild and events.

Upcoming: Marcy Baker will share her revolutionary speed piecing methods for making traditional patterns (for example, Grandmother's Flower Garden, Tumbling Blocks.)

Prez Sez

I just returned from a quilters retreat in Bennington, Kansas and had a wonderful time. I worked diligently on my mini quilt auction piece all weekend.

I look forward to our mini quilt auction coming up April 17. Cindy Ross and I are heading out this Saturday to the annual meeting of the Heartland quilt network meeting in KC. Please let Cindy know the speakers and types of programming that you would like for 2005.

The last couple of days Steve has had us all outdoors working in the yard with all of this lovely weather. Enjoy the beautiful flowers peeking out of the ground and the birds singing that spring has arrived!

Love and stitches, Whitney



**There's still a little time
to make your mini-quilt.
We're counting on you
to come through!**

April Refreshments

- Nayola Norris
- Phyllis Norton
- Kay Olson
- Virginia Olson
- Joan Page
- Jean Parker
- Doris Peters
- Sharon Pollman


April Birthdays

Delia Marcellus	6
Libby Edgar	7
Nancy Venburg	7
Carolyn Dreiling	21

These May birthday girls will kindly have their picture taken at the April meeting: Bobara Broce, Phyllis Norton, Jan Gable, Carol Sheehe, Virginia Bennett, Rosemary McMullen, Nelda Warnica, Jacqueline Holl, Susan Wong, Doris Peters and Gay Youngman.



The only April birthday girls who showed up for picture-taking were Carolyn Dreiling and Delia Marcellus.



Can't Come to the Retreat?

There are other opportunities for you to help out with Quilts from the Heart. Monday, June 14, after guild meeting will be a half-day workshop at St. Thomas More Church.

On Tuesday, August 10 there will be an all day workshop in Clifton. Lunch will be provided by the Nimble Thimbles quilt group of Clifton. We have quilts ready to quilt, so bring your quilting attachments. Also please bring thread, and any batting or backing fabrics you might have. There are also kits you can take home, if you prefer to work there. No time at all? You can make a monetary donation to cover the costs of materials. Any questions call or email Bonnie.

Patchwork Pieces

2004 Slate of Officers (KPQG Board meets at noon, 3rd Mondays, at Java)

President: Whitney Short

VP/Program Chair: Charlotte Herr

Program Chair Select: Cindy Ross

Secretary: Dona Koster; Treasurer: Marilyn Randa

Photographer: Shari Reeves

Members-at-large: Donna Dawson, Mary Jo Kurtz, Norma Larson

Past President: Barbara Nelson

Newsletter: Jennie Burden; Circulation: Jeanne Powell

Committees: Library: Kay Hummels, Carolyn Dreiling, Anne Collins, Jan Carl; 2004 Opportunity Quilt: Margie Young,

Harriette Janke; Opportunity Quilt Tickets: Virginia Cleek,

Mary Jo Harbour; Quilting Location: Joyce Delehanty Hoyt;

Refreshments early: Eloise Brown, Norma Blakely, Barbara Broce;

late: Sharon Pollman, Alice Edmunds, Nelda Warnica;

Greeters: Betty Shawgo, Pauline Adoph, Susie Sapp; Block of

the Month: Robb-n-Graves; Challenge: Susie Weir; Directory:

Twila Hoffman; Quilts From the Heart: Bonnie Olsen.

Every Thursday from 11 am-3 pm a group meets at the Riley County Senior Center to sew, quilt and visit. Lunch is on your own, except the last Thursday of the month, when it's potluck. Contact: Susie (Weir, Wong or Sapp.)

The 4th Monday of each month a group meets from 9:30-3:30 at the clubhouse at Westbank Townhouses on Rockridge Ct. Call Margie Young to sign up for a salad to share.

Whitney's President's Block:

10½" square (finish to 10") block, any pattern, pieced or appliquéd, in Christmas colors. Please sign your block.

Susie Weir Issues 2005 Historic Challenge

Our 2005 Quilt Challenge is designed to honor the sesquicentennial celebration of the founding of Manhattan and complement **Celebrate 150!**

The rules for this Challenge project are:

1. Each entry is required to have a label on the back with the maker's name and a title.
2. Each entry will have a hanging sleeve.
3. Each entry will have at least one pictorial element.
4. The size will be between 12"x12" and 60"x60".
5. Each entry will, in some manner, represent the history of Manhattan, the Flint Hills, or the region.
6. There is a \$3 entry fee.
7. Entries are due February 14, 2005.



Member Profile:

Her Motto: Just Go With the Flow

Teresa Gunther joined the guild in 1997. She attends most meetings of the guild and has helped several times with the quilting on the Opportunity Quilt. She is grandmother to six. She holds a Masters degree and is a retired registered nurse.

Teresa learned to quilt as a young child. Her grandmother was her teacher. Other hobbies include sewing and gardening.

She has completed quite a few quilts. Most of these have been given as gifts and Teresa says they are her "love" gifts for the recipients.

Teresa liked machine quilting. As for goals, she says she is just "going with the flow."

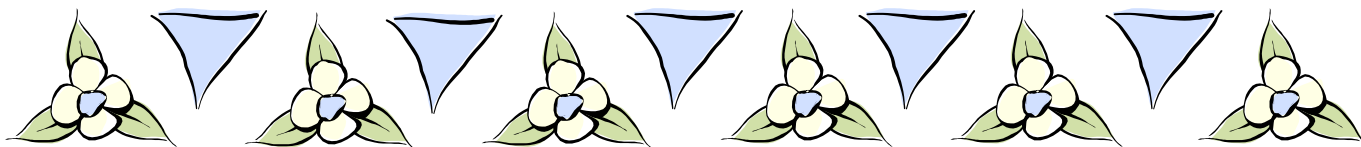


Shirley Benteman made this star calendar quilt.

Changes/Corrections to Directory

Jan Klink's telephone number should be 776-4127.

Rebecca Meyerkorth's new email is rjoy53@hotmail.com; her address is PO Box 85.





May Pillow Block of the Month


Robb-n-Graves Designs, Inc. © 2004

April 12, 2004

PRAIRIE POINTER



Stem Stitch



french knot

Design reversed for tracing.

Instructions for May Pillow of the Month

Fabric needed:

- 7/8 yard for background
- 8"X11" for flowers
- 2"X3" for flower centers
- 6"X8" green for leaves and stems
- 7"X10" for purse and handle
- 2"X6" for clasp and top edge of purse

Supplies:

- 14" pillow form
- 1 package of jumbo rickrack or 1 2/3 yards
- six 1" buttons
- fusible web, fusible interfacing (optional)

Cutting:

From the background fabric, cut a 26 1/2"X28 1/2" rectangle.

Sewing: All seam allowances are 1/4". Please read all directions before beginning.

You can appliqué the design by hand appliqué or fusing. I chose to use a fusible web. When using a fusible web, you need to trace a reverse image.

The easiest way to reverse the design is to trace it on tracing paper with a black marker. Flip over the tracing paper and use this side to trace the different pieces to the paper side of the fusible web, allowing a little extra where any of the pieces go underneath another.

Following the fusing directions of your fusible web, fuse to the wrong side of the coordinating fabrics.

Cut out each piece on the traced lines. Peel off the paper and now using the right side of the tracing paper pattern as a positioning guide, arrange the pieces on the background rectangle.

Position the bottom edge of the basket about 2 1/2" from the edge of the 26 1/2" side of the rectangle and centering between the two side edges. Fuse down.

To finish the raw edges of the fused pieces, do a small zigzag stitch or blanket stitch around each piece. You can either use a coordinating or contrasting thread.

Place a stabilizer (could be typing or tracing paper) behind the fabric when doing this by machine for a better-looking stitch. Remove paper when finished stitching.

To finish the side edges, cut two pieces of fusible interfacing 3"X28 1/2" and fuse 1/4" from both outer side edges. Finish the raw side edges by turning under 1/4" and top stitch down.

Sew the two remaining unfinished edges together



Bonnie Olson shared this lovely quilt in March.




to form a tube. Fold the side edges under 3" and press. Stitch a row of rickrack to each side.

Place the rickrack halfway underneath each outside edge and top stitch closely to the outside edges.

Finish by adding three buttons and buttonholes, snaps or Velcro to each side. It's up to you. Slip your pillow form in and enjoy.



Delia Marcellus' daughter, Marie Burgett, made this quilt with signatures of many prominent Manhattanites representing the many facets of the "Little Apple" (note the apple print!).



Women of Bible Quilts Exhibited


Women of Biblical Proportion, an art quilt exhibit by, about and for women, will be at Christian Church, 511 Oak, Valley Falls, KS on April 23 from 4-7 pm and April 24 from 9 am to 5 pm.

The exhibit highlights modern quilt making as an art form and tells the stories of ancient women via modern artistic expression.

To make this exhibit happen Ruth Harris of Hinton, OK and her daughter, Chantelle Cory of Owings Mills, MD invited 47 well know & prize winning quilt artist and designers from 22 states to choose characters and submit quilts. Their individual styles range from abstract to realism.

Each artist joins the traditional fabrics, tools, and processes of quilt making with innovative vision and design. Collectively, this exhibit tells the stories of both ancient and modern women. A well-known Kansas Quilter, Ruth Powers designed the quilt *Bathsheba*. Websites: www.quiltingamongfriends <http://www.wobp.org>

**" I LOVE MY BERNINA
That's why I've put my name on it."**



—Alex Anderson, quilter and TV host

The virtuosa 153 QE Alex Anderson Classic Edition

Alex says, "It's love at first stitch." Here's why:

- Control Needle Stop Up/Down with a tap of your foot.
- Lift the presser foot and lower the feed dog with your knee.
- Sew precisely through thick layers with its powerful DC motor.

**ON SALE NOW at
BERNINA SHOPPE
330 N. 4TH St.
Manhattan, KS 66502
785 537-8919**

Nothing Sews Like A Bernina. Nothing.

BERNINA®

www.berninausa.com

QUILTS FROM THE HEART RETREAT

When: Friday, April 30th—Sunday May 2

Where: Living Water Ranch

Cost: \$19.00 per night

Meals: breakfast \$5, lunch \$6, dinner \$6


What to bring: sewing machine, cutters, rulers, mats, pins and any other sewing notions that you normally use, any fabrics that you can spare to use for quilt top or backing. Also personal bedding, towels and toiletries, and

snacks to share.

We will begin Friday at noon and end Sunday morning after breakfast. Sign up at April meeting and pick up supplies list. We began sign up at the February meeting.

Questions? Call Whitney or Bonnie.

There are several of us that are already working on the quilts; we have four finished ones, and about five unfinished tops. So if anyone wants to quilt one, just let Bonnie know.



On the Road

Quilt Shows and Events of Interest

thru May 9 Quilted Legacy: Patterns from The Kansas City Star, Johnson County Museum of History, including Apr 3 Baskets of Treasures lecture and book signing with Edie McGinnis (author of KC Star quilt book) 3-4 pm.

Apr 2-3 Walnut Valley Quilters Guild Show Winfield High School, Winfield.

Apr 16-17 Mennonite Relief Sale, State Fairgrounds, Hutchinson. www.mccsale.org/kansas

Apr 17 KPQG Mini-Quilt Auction, Manhattan Country Club, Manhattan.

Apr 20-24 Paducah Quilt Show.

Apr 24-25 Pratt Area Quilters "Garden Of Quilts." Pratt Municipal Building. Sat 9-5, Sun 1-5.

May 1-2 Starlight Quilters Guild of Shawnee Mission, "Starlight Starbright Quilt Show and Sale." Mission Center Mall www.geocities.com/starlightquilters

Jun 25-27 Prairie Quilt Guild "Jewels of the Prairie." Century II Convention Center, Wichita.

Sep 25-Oct 10 Quilter's Guild of Greater Kansas City. Quilt Show.

Wildflower



yarns and knitwear

Join us in **celebration...knitting classes** all weekend...annual **sale...!!!**


Knit Wild Fest 2004!!!
April 16th, 17th and 18th
Enjoy a weekend full of knitting!
 Call for more info.

*Sale begins Saturday morning at 8:00am and continues through Sunday hours.
 Our loss is your gain as we slash prices to make room for new yarns!!!*

106 South 4th Manhattan, KS 66502 785-537-1826
www.wildflowerknits.com

Open 10am to 6pm Monday – Friday, 10am-5pm Saturdays and 1-5pm Sundays


KONZA PRAIRIE QUILTERS' GUILD
BOX 271
MANHATTAN KS 66505-0271



www.kpqg.com



Betty Shawgo's memory quilt.



Carol H. Elmore

**Quilt and Quilted Textile
Appraisals, Lectures, and Workshops**

Written and Oral Appraisals of antique quilts,
contemporary quilts, & other quilted textiles for:

*Insurance replacement value,
Fair market value, & Donation value*

Carol is a certified American Quilter's Society Appraiser.
Appointments available for home, quilting groups, coffee
groups, or others. All appraisals are confidential
Call (785) 537-7221

Prairie Star Quilt Guild

Meets the second Monday of each month
7:15 pm Pottorff Hall, Cico Park, Manhattan



The *Prairie Pointer* is the monthly newsletter of Konza Prairie Quilters' Guild. Membership is open to all those interested in quilts and quilting. Yearly dues are \$35 and include 12 Opportunity Tickets, admission to all meetings, monthly newsletter, access to library materials, block of the month patterns, and opportunity to participate in workshops, field trips and public events. Guests are welcome and may attend twice before joining.